

iWIN Newsletter

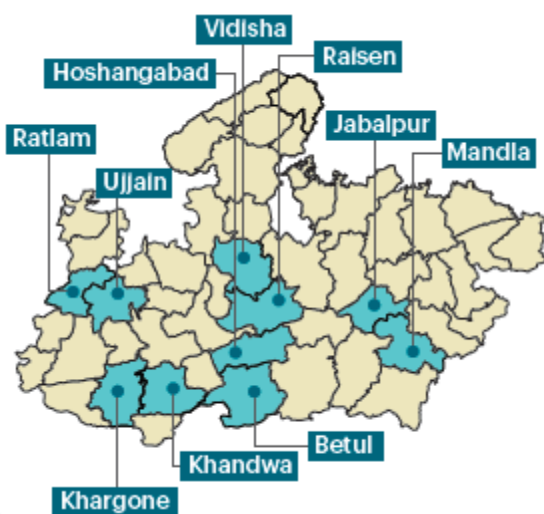
Integrated Women in Health Network



Key interventions:

- Capacity building of facility and community level staff.
- Field level support through Mentorship support visits, Mock drills and capsule (low dose high frequency) trainings.
- Support in institutionalization of maternal death review mechanism.
- Private sector engagement for quality improvement initiative.
- Integrating the ANMOL community and ANMOL Intrapartum across continuum of care.
- Development and implementation of ANMOL MP and BODH Dashboard for strengthening review mechanisms and quality of data respectively.
- Advocacy efforts at state and district level.

Capacity Building



Dakshata Trainings (District Level)
5 batches, 71 participants

Maternal Death Surveillance Response ToT
5 batches, 226 participants

ANC PNC Care Package Training (District)
10 batches, 281 participants

ANC PNC Capsules
20 batches, 676 ANMs

Mentorship Support Visits
Facility – 33, Community - 81

Care Navigator led SSV
3320 visits (VHSND – 1690, SHC – 1630)

Private Sector Engagement

Empanelment and Baseline Assessment
18 Facilities

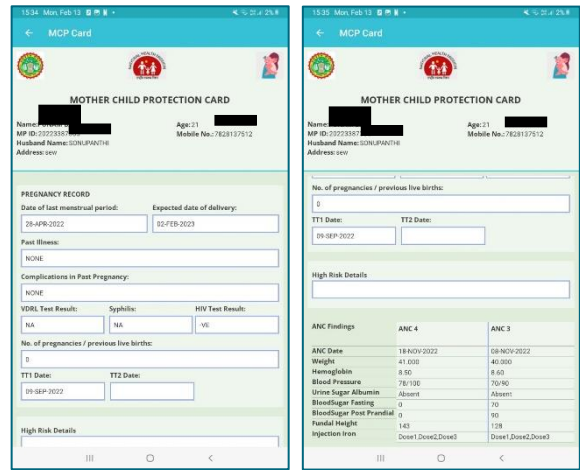
Clinical Session 1
13 Facilities
71 Participants

Clinical Session 2
12 Facilities
69 Participants

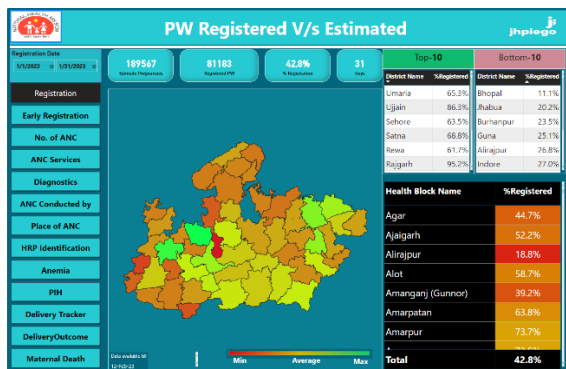
Clinical Session 3
14 Facilities
71 Participants

Integration of ANMOL Community and Facility Module

The ANMOL MP community module has been seamlessly integrated with the ANMOL MP intrapartum module to ensure that the essential information of pregnant women, along with their ante-natal care (ANC) details, is easily accessible within the ANMOL MP IP module. Additionally, the module also includes an option to generate a digital MCP card, which provides the staff with a comprehensive overview of pregnant woman's antenatal history and guides them on the next line of treatment.

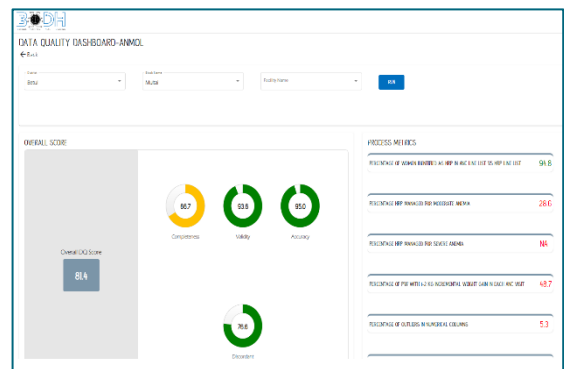


Dashboards



ANMOL MP Live Dashboard

The ANMOL MP dashboard is an analytical decision-making tool prepared from the linelist of PW available on ANMOL and is now made live through creating connection from back end. The dashboard updates itself from the latest data available on the portal.



BODH Dashboard

The dashboard is created to analyze the quality of ANMOL community and intrapartum module data. Completeness, validity and accuracy of the data are the key parameters to develop a comprehensive score for overall quality